



A Very Fun Stuffy Party

Groups have plans and today the group plan is to have a stuffed animal party! This activity teaches the concept of the group plan.

Materials:

- Stuffed Animals
- PowerPoint (3 Parts of Play)
- Optional Playdough
- Paper
- Markers

Instructions:


1. Ask student and use the white board to generate ideas of what they think of when they hear party. What are the different types of parties? What do they know about parties.
2. Tell them today they are going to host a party!
3. Ask them what they think they will need to set up for this party?
 - a. Generate a list
 - b. Invitations
 - c. Party Food Etc. (use Playdough or paper).
4. Inform students that their guests will be their favorite stuffed animal.
5. Using paper make an invitation.
6. Have students get their favorite stuffed animal. Remember to reinforce building their social attention and ability to attend to the group and their stuffed animal.
7. Play! Host the party!
8. Don't forget the 3rd part of the play plan clean up! Ask students what they think the cleanup plan should be.
 - See below regarding how to use visual tools.



1



2



3



4



5



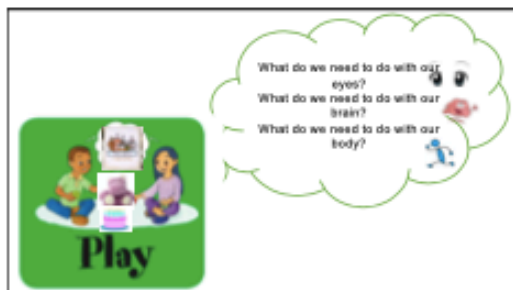
6



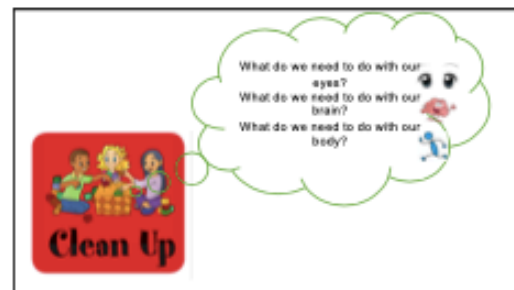
7



8



9



10